



Björklunden Richard Warch Memorial Grove

Here are a few photos of the benches in the memorial grove in relation to Lake Michigan, which is to the East.

BENCH # 1 is closest to the lake. **BENCH # 2** is furthest from the lake.



Every available section for engraving on each bench is assigned a **red** number. When choosing the section you would like to have engraved, please refer to its assigned number. Unavailable stones are marked with a red **X**.

BENCH # 1

East-facing Side



Side facing the lake




West-facing Side




Side facing the woods



North End



South End



BENCH # 2


East-facing Side

Side facing the lake



West-facing Side

Side facing the woods



North End



South End

